

Portfolio Statement as on September 30, 2019

Subrat Kumar Das Executionary
52, Ashirwad Bungalows,
Nr Rajhans Cinema, Dumas Road,
Piplod, Surat City,
Surat - 395007
Gujarat,
India

Account Director : Sandeep Gupta
Email : Sandeep.Gupta@ltps.com
Contact No : 9825041995

Disclaimer

This report is for the exclusive and confidential use of the addressee only. Any distribution, use or reproduction of this report without the prior written permission of L&T Capital Markets Ltd. ("LTCML") is unauthorized and strictly prohibited. LTCML shall not be liable for any delay in receipt of this report.

If you have received this report in error (or are not the intended recipient) please notify LTCM immediately and destroy this report. This report, prepared specifically at the addressee's request, is for information purposes only and is not an official confirmation of any transaction or holdings. This report is prepared based on the information provided to it by the Client and/ or the Asset Management Companies and/or Registrars & Transfer Agents and/or Insurance companies and/or other sources as the case may be. The information herein is believed to be reliable and has been obtained from sources believed to be reliable and while effort was made to ensure the accuracy of information indicated in this report, LTCML, its respective directors, officers or employees, members, partners or shareholders neither guarantee nor make any representation or warranty, express or implied, with respect to the fairness, correctness, accuracy, adequacy, reasonableness, viability for any particular purpose or completeness of the information and opinions.

Further, LTCML disclaims all liability in relation to use of data or information used in this report which is sourced from third parties. The prices, value, income and appreciation, if any of the investments mentioned in this report are based on current market conditions and are subject to change. LTCML does not warranty the accuracy, correctness, quality or usefulness of any analysis in respect of any information shared voluntarily by the Client and is qualified to such extent.

Investments presented in the report are subject to market risks including the risk of loss of the initial principal amount invested. Past performance is not indicative of future results.

In case of any deviation from your Risk Profile, you are requested to review your portfolio and take relevant action on the same.

This report should not form the basis of any investment decision by Clients. Clients should make their assessment by carefully evaluating their own investment objectives and the risks involved and should consult an independent financial /legal/tax advisor prior to making any investment decisions. Further, the Clients are advised to read and understand the risk factors associated with their chosen investments carefully. Returns stated in our report are calculated since inception of the investments. Data for Direct Equity Dividends is available from 1st January 2011 onwards. Please notify us immediately and in any case within 2 weeks of the report date if you notice any error or discrepancy in the entries in this report. In case you want to give us feedback regarding our services or if you have an unresolved problem and you wish to register it with us, we would be glad to assist you.

You can share your feedback / complaint with your Relationship Manager in person or to us on lfcmmailback@lfs.com

Consolidated Investment Summary as on September 30, 2019

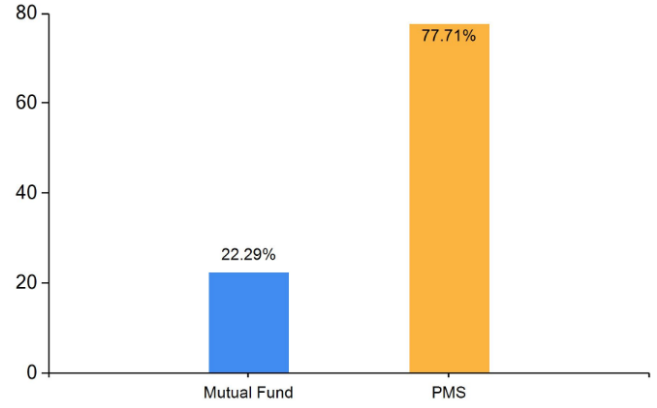
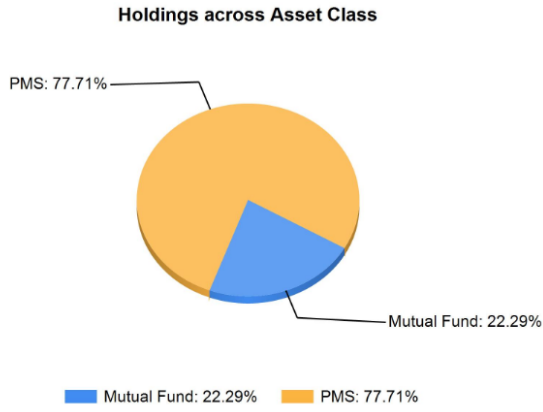
Client Name : Subrat Kumar Das Executionary (Client Code : 400010301)

Amount in ₹

Asset Class	Category	Acquisition Cost (A)	Market Value (B)	Dividend/Interest Paid Since Inception (C)	Weightage To Total %	Absolute Gains / (Loss)
Mutual Fund						
	Hybrid	979,255.20	852,559.81	159,332.96	22.29	32,637.56
	Sub Total	979,255.20	852,559.81	159,332.96	22.29	32,637.56
PMS						
	TPPMS	2,500,000.00	2,972,197.23	0.00	77.71	472,197.23
	Sub Total	2,500,000.00	2,972,197.23	0.00	77.71	472,197.23
Grand Total		3,479,255.20	3,824,757.04	159,332.96	100.00	504,834.79

Asset Wise Summary as on September 30, 2019

Client Name : Subrat Kumar Das Executionary (Client Code : 400010301)



Investment Performance as on September 30, 2019

Client Name : Subrat Kumar Das Executionary (Client Code : 400010301)

Amount in ₹

Description	Since Inception	YTD	Last Qtr
Beginning Market Value	0	3,927,456	3,927,456
Contributions	4,479,255	0	0
Withdrawals	(1,357,145)	(59,750)	(29,875)
Security Transfers	0	0	0
Net Invested Capital	3,122,110	3,867,706	3,897,581
Realised Profits/(Losses)	(20,745)	0	0
Dividends/Other Income	377,890	59,750	29,875
Expense	0	0	0
Portfolio Income	0	0	0
Net Portfolio Appreciation	702,647	(42,949)	23,804
Total Ending Value	3,824,757	3,824,757	3,921,385

Asset Allocation as on September 30, 2019

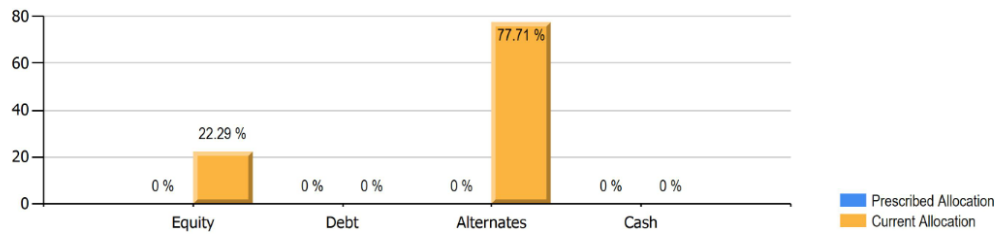
Client Name : Subrat Kumar Das Executionary (Client Code : 400010301)

Amount in ₹

Asset Class	Cost (A)	Current Value (B)	Unrealised P&L	Dividend/Interest Paid since Inception	Total Returns	XIRR (%)	Prescribed Allocation (C)	Current Allocation (D)	Deviation (E=D-C)
Equity	979,255.20	852,559.81	(126,695.39)	159,332.96	32,637.57	0.00	0.00%	22.29%	22.29%
Debt	0.00	0.00	0.00	0.00	0.00	0.00	0.00%	0.00%	0.00%
Alternates	2,500,000.00	2,972,197.23	472,197.23	0.00	472,197.23	0.00	0.00%	77.71%	77.71%
Cash	0.00	0.00	0.00	0.00	0.00	0.00	0.00%	0.00%	0.00%
Grand Total	3,479,255.20	3,824,757.04	345,501.84	159,332.96	504,834.80	0.00	0.00%	100.00%	

Suggested v/s Actual Allocation (%) as on September 30, 2019

Client Name : Subrat Kumar Das Executionary (Client Code : 400010301)



Consolidated Investment Statement as on September 30, 2019

Client Name : Subrat Kumar Das Executionary (Client Code : 400010301)

Amount in ₹

Security Name	Quantity (A)	Rate (B)	Value (C=A*B)	Market Rate (D)	Market Value (E=A*D)	Dividend /Interest Paid since Inception	Total Returns	% to Total Portfolio	XIRR (%)	XIRR (1 m)	XIRR (3 m)	XIRR (6 m)
Mutual Fund												
HDFC Balanced Advantage Fund - Dividend #	32,123.58	30.4840	979,255.20	26.5400	852,559.81	159,332.96	32,637.57	22.29	2.70	41.85	(25.40)	(8.97)
Total Mutual Fund			979,255.20		852,559.81	159,332.96	32,637.57	22.29				
PMS												
Motilal - Value Strategy	2,500,000.00	1.0000	2,500,000.00	1.1889	2,972,197.23	0.00	472,197.23	77.71	3.82	0.00	0.00	0.00
Total PMS			2,500,000.00		2,972,197.23	0.00	472,197.23	77.71				
Grand Total			3,479,255.20		3,824,757.04	159,332.96	504,834.80	100.00				

Detail Holding Report as on September 30, 2019

Client Name : Subrat Kumar Das Executionary (Client Code : 400010301)

Amount in ₹

Scheme Name	Transaction Type	Folio No	Purchase Date	Quantity (A)	Purchase Price (B)	Purchase Cost (C=A*B)	Dividend / Interest Paid since Inception (D)	Current Price (E)	Market Value (F=A*E)	Gain/(Loss) (G=F-C)	Total Returns	XIRR
Mutual Fund												
Hybrid												
HDFC Balanced Advantage Fund - Dividend #	Switch In	10846554/55	01/06/2018	32,123.58	30.4840	979,255.20	159,332.96	26.5400	852,559.81	(126,695.39)		
Sub Total				32,123.58	30.4840	979,255.20	159,332.96		852,559.81	(126,695.39)	32,637.57	
Total - HDFC Balanced Advantage Fund - Dividend - 10846554/55				32,123.58	30.4840	979,255.20	159,332.96		852,559.81	(126,695.39)	32,637.57	2.70
Scheme Total - HDFC Balanced Advantage Fund - Dividend				32,123.58	30.4840	979,255.20			852,559.81	(126,695.39)		
Total - Hybrid						979,255.20	159,332.96		852,559.81	(126,695.39)		
Total Mutual Fund						979,255.20	159,332.96		852,559.81	(126,695.39)		
PMS												
Motilal - Value Strategy		SKDM01	19/02/2015	2,500,000.00	1.0000	2,500,000.00		1.1889	2,972,197.23	472,197.23		
Sub Total				2,500,000.00	1.0000	2,500,000.00	0.00		2,972,197.23	472,197.23	472,197.23	3.82
Total PMS						2,500,000.00	0.00		2,972,197.23	472,197.23		
Grand Total						3,479,255.20	159,332.96		3,824,757.04	345,501.84	504,834.80	

Mutual Fund Holdings as on September 30, 2019

Client Name : Subrat Kumar Das Executionary (Client Code : 400010301)

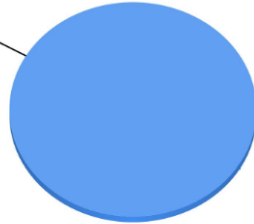
Amount in ₹

Scheme	Folio No	Folio Ince Date - Cur Holds	No of Units (A)	Purchase Price (B)	Total Cost (C=A*B)	Current NAV (D)	Market Value (E=A*D)	Unrealised Absolute G/L	Unrealised Absolute G/L (%)	Dividend Paid since Inception	Total Returns	XIRR (%)	% to MF Portfolio
Hybrid													
Dynamic Asset Allocation or Balanced Advantage													
HDFC Balanced Advantage Fund - Dividend #	10846554/55	01-Jun-2018	32,123.58	30.4840	979,255.20	26.5400	852,559.81	(126,695.40)	(12.94)	159,332.96	32,637.56	2.70	100.00
Total - Hybrid					979,255.20		852,559.81	(126,695.40)	(12.94)	159,332.96	32,637.56	2.70	100.00
Grand Total					979,255.20		852,559.81	(126,695.40)	(12.94)	159,332.96	32,637.56	2.70	100.00

Scheme Sector Allocation (%) as on September 30, 2019

Client Name : Subrat Kumar Das Executionary (Client Code : 400010301)

Dynamic Asset Allocation or Balanced...



Dynamic Asset Allocation
or Balanced Advantage: 100
%

Other Assets Holding Statement as on September 30, 2019

Client Name : Subrat Kumar Das Executionary (Client Code : 400010301)

Portfolio Management Schemes

Amount in ₹

Security	Investment Date	Investment Amount (A)	Current Value (B)	Valuation Date	Unrealised Absolute Gain/ (Loss) (C=B-A)	Unrealised Absolute Gain/ (Loss) (%)	% To PMS Portfolio
Equity							
Motilal - Value Strategy	19-Feb-2015	2,500,000.00	2,972,197.23	28-Feb-2018	472,197.23	18.89	100.00
Equity		2,500,000.00	2,972,197.23		472,197.23		100.00
Total		2,500,000.00	2,972,197.23		472,197.23	18.89	100.00

Activity From September 1, 2019 To September 30, 2019

Client Name : Subrat Kumar Das Executionary (Client Code : 400010301)

Security Activity

Mutual Fund						Amount in ₹
Date	Folio No	Activity type	Security Name	Quantity	Price	Amount
25-Sep-2019	10846554/55	Dividend Payout	HDFC Balanced Advantage Fund - Dividend	0.00	0.0000	9,958.31
Total Mutual Fund						9,958.31